






Key Vocabulary

| | | | |
|-----------|---|---------|--|
| Pattern |  | Seasons |  |
| Christmas |  | Dark |  |
| Nativity |  | Light |  |

Our Books Of The Week



What Are We Learning About?

- Identifying and creating our own patterns.
- Christmas story and songs.
- Celebrating our own achievements.
- Creating art inspired by Matisse and Damian Hirst.
- Being kind to each other.
- Forming letters and numbers correctly.
- Set 1 letter sounds.
- Beginning to blend sounds to read and write words.

Our Value This Term Is:

PERSEVERANCE

Our Learning Qualities This Term Are:

Speaking Like An Expert
Displaying Independence



Reception

Curriculum Leaflet

Autumn 2

Patterns and Christmas



Personal, Social and Emotional Development

We will be learning how to:

- Speak to others about our needs, wants, interests and opinions.
- Describe ourselves in positive terms and talk about our abilities.
- Understand that our own actions affect other people.

Literacy & Communication and Language

We will be learning how to:

- Respond to instructions.
- Listen and join in with stories.
- Identify and recall letters and sounds.
- Form letters accurately.
- Begin to use more complex sentences.

Maths

We will be learning how to:

- Know that numbers identify how many objects are in a set
- Know that we can count different objects, fingers etc
- Match numeral and quantity correctly
- Compare sets of objects using more than, less than, the same
- Use familiar objects and common shapes to create and recreate patterns

Expressive Arts

We will be learning how to:

- Realise tools can be used for a purpose
- build a repertoire of songs and dances
- Engage in imaginative role play
- Create own art work based on Damian Hirst Spot pictures
- Explore pattern in art and create own patterns

Physical Development

We will be learning how to:

- Jump off an object and land appropriately.
- Negotiate space successfully
- Copy letters successfully
- Use one handed tools and equipment

Understanding the World

We will be learning how to:

- Look closely at similarities, differences, patterns and change
- Talk about why things happen and how things work
- Explore electricity and light
- Enjoy joining in with customs and routines

Home learning

You can help by:

- Reading your child a story regularly.
- Sharing the books sent home and writing brief comments in the Reading Record books.
- Logging into Tapestry to see your child's learning and talking with them about it.
- Practising letter sounds and encouraging your child to think of words that start with the sounds.